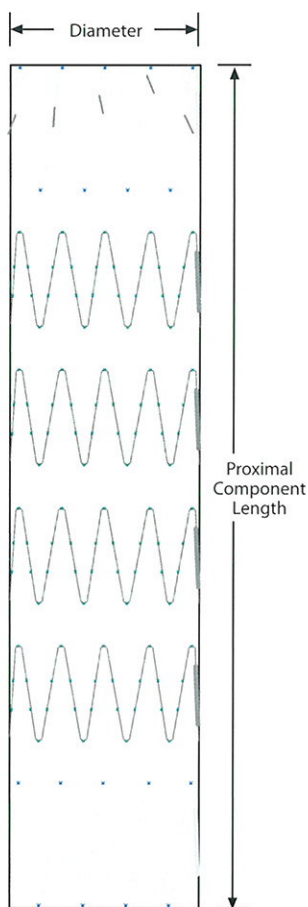




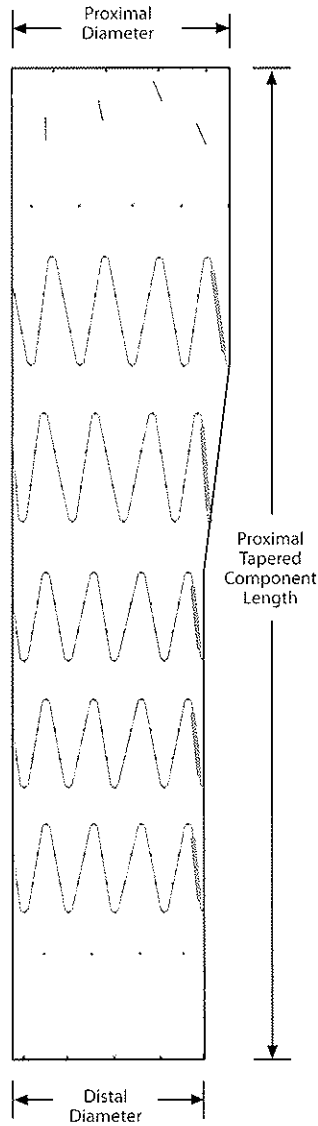
COMPONENT ORDERING INFORMATION

**ZENITH TX2
TAA ENDOVASCULAR GRAFT**
Proximal Components



Order Number	Component Type	Diameter mm	Length mm	Introducer Sheath Fr
22 mm Diameter				
ZTEG-2P-22-115-PF	2P	22	115	20
24 mm Diameter				
ZTEG-2P-24-115-PF	2P	24	115	20
26 mm Diameter				
ZTEG-2P-26-134-PF	2P	26	134	20
28 mm Diameter				
ZTEG-2P-28-120-PF	2P	28	120	20
ZTEG-2P-28-140-PF	2P	28	140	20
ZTEG-2P-28-200-PF	2P	28	200	20
30 mm Diameter				
ZTEG-2P-30-120-PF	2P	30	120	20
ZTEG-2P-30-140-PF	2P	30	140	20
ZTEG-2P-30-200-PF	2P	30	200	20
32 mm Diameter				
ZTEG-2P-32-120-PF	2P	32	120	20
ZTEG-2P-32-140-PF	2P	32	140	20
ZTEG-2P-32-200-PF	2P	32	200	20
34 mm Diameter				
ZTEG-2P-34-127-PF	2P	34	127	20
ZTEG-2P-34-152-PF	2P	34	152	20
ZTEG-2P-34-202-PF	2P	34	202	20
36 mm Diameter				
ZTEG-2P-36-127-PF	2P	36	127	22
ZTEG-2P-36-152-PF	2P	36	152	22
ZTEG-2P-36-202-PF	2P	36	202	22
38 mm Diameter				
ZTEG-2P-38-127-PF	2P	38	127	22
ZTEG-2P-38-152-PF	2P	38	152	22
ZTEG-2P-38-202-PF	2P	38	202	22
40 mm Diameter				
ZTEG-2P-40-135-PF	2P	40	135	22
ZTEG-2P-40-162-PF	2P	40	162	22
ZTEG-2P-40-216-PF	2P	40	216	22
42 mm Diameter				
ZTEG-2P-42-135-PF	2P	42	135	22
ZTEG-2P-42-162-PF	2P	42	162	22
ZTEG-2P-42-216-PF	2P	42	216	22

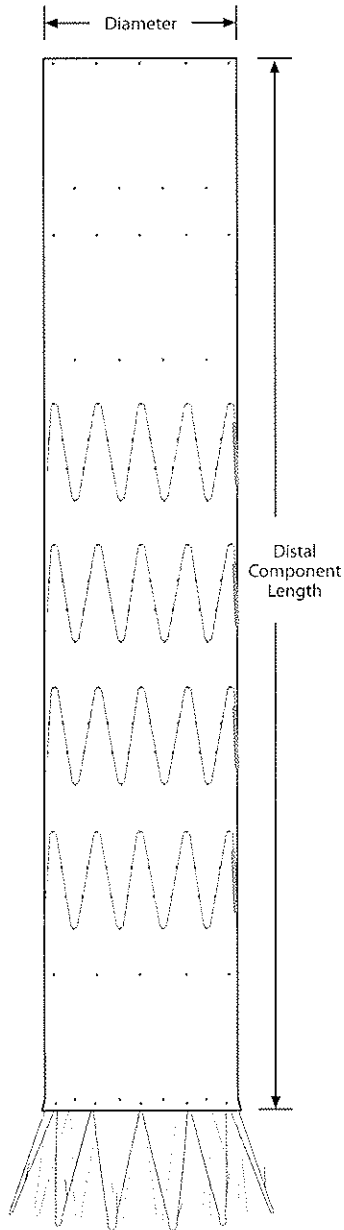
**ZENITH TX2
TAA ENDOVASCULAR GRAFT
Proximal Tapered Components**



(6 mm less than proximal diameter)

Order Number	Component Type	Proximal Diameter mm	Length mm	Introducer Sheath Fr
32 mm Diameter				
ZTEG-2PT-32-160-PF	2PT	32	160	20
ZTEG-2PT-32-200-PF	2PT	32	200	20
34 mm Diameter				
ZTEG-2PT-34-157-PF	2PT	34	157	20
ZTEG-2PT-34-197-PF	2PT	34	197	20
36 mm Diameter				
ZTEG-2PT-36-157-PF	2PT	36	157	22
ZTEG-2PT-36-197-PF	2PT	36	197	22
38 mm Diameter				
ZTEG-2PT-38-152-PF	2PT	38	152	22
ZTEG-2PT-38-202-PF	2PT	38	202	22
40 mm Diameter				
ZTEG-2PT-40-158-PF	2PT	40	158	22
ZTEG-2PT-40-208-PF	2PT	40	208	22
42 mm Diameter				
ZTEG-2PT-42-158-PF	2PT	42	158	22
ZTEG-2PT-42-208-PF	2PT	42	208	22

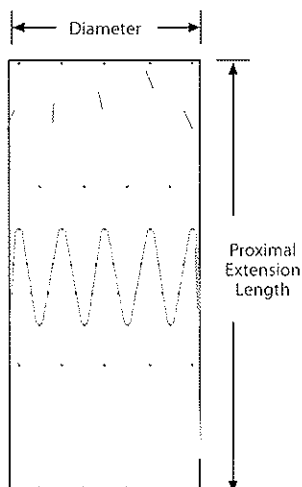
**ZENITH TX2
TAA ENDOVASCULAR GRAFT**
Distal Components



Order Number	Component Type	Diameter mm	Length mm	Introducer Sheath Fr
28 mm Diameter				
ZTEG-2D-28-147	2D	28	147	20
ZTEG-2D-28-207	2D	28	207	20
30 mm Diameter				
ZTEG-2D-30-147	2D	30	147	20
ZTEG-2D-30-207	2D	30	207	20
32 mm Diameter				
ZTEG-2D-32-147	2D	32	147	20
ZTEG-2D-32-207	2D	32	207	20
34 mm Diameter				
ZTEG-2D-34-136	2D	34	136	20
ZTEG-2D-34-186	2D	34	186	20
36 mm Diameter				
ZTEG-2D-36-136	2D	36	136	22
ZTEG-2D-36-186	2D	36	186	22
38 mm Diameter				
ZTEG-2D-38-136	2D	38	136	22
ZTEG-2D-38-186	2D	38	186	22
40 mm Diameter				
ZTEG-2D-40-144	2D	40	144	22
ZTEG-2D-40-198	2D	40	198	22
42 mm Diameter				
ZTEG-2D-42-144	2D	42	144	22
ZTEG-2D-42-198	2D	42	198	22

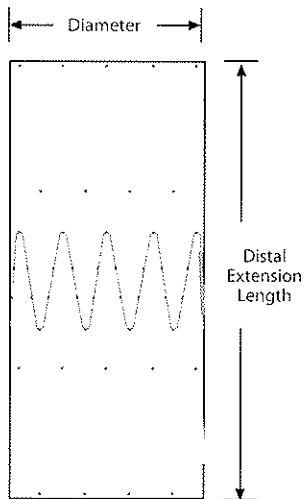
ZENITH TX2 TAA ENDOVASCULAR GRAFT

Proximal Extensions



Order Number	Component Type	Diameter mm	Length mm	Introducer Sheath Fr
22 mm Diameter				
TBE-22-80-PF	TBE	22	80	20
24 mm Diameter				
TBE-24-80-PF	TBE	24	80	20
26 mm Diameter				
TBE-26-80-PF	TBE	26	80	20
28 mm Diameter				
TBE-28-80-PF	TBE	28	80	20
30 mm Diameter				
TBE-30-80-PF	TBE	30	80	20
32 mm Diameter				
TBE-32-80-PF	TBE	32	80	20
34 mm Diameter				
TBE-34-77-PF	TBE	34	77	20
36 mm Diameter				
TBE-36-77-PF	TBE	36	77	22
38 mm Diameter				
TBE-38-77-PF	TBE	38	77	22
40 mm Diameter				
TBE-40-81-PF	TBE	40	81	22
42 mm Diameter				
TBE-42-81-PF	TBE	42	81	22

**ZENITH TX2
TAA ENDOVASCULAR GRAFT
Distal Extensions**



Order Number	Component Type	Diameter mm	Length mm	Introducer Sheath Fr
22 mm Diameter				
ESBE-22-80-T	ESBE	22	80	20
24 mm Diameter				
ESBE-24-80-T	ESBE	24	80	20
26 mm Diameter				
ESBE-26-80-T	ESBE	26	80	20
28 mm Diameter				
ESBE-28-80-T	ESBE	28	80	20
30 mm Diameter				
ESBE-30-80-T	ESBE	30	80	20
32 mm Diameter				
ESBE-32-80-T	ESBE	32	80	20
34 mm Diameter				
ESBE-34-77-T	ESBE	34	77	20
36 mm Diameter				
ESBE-36-77-T	ESBE	36	77	22
38 mm Diameter				
ESBE-38-77-T	ESBE	38	77	22
40 mm Diameter				
ESBE-40-81-T	ESBE	40	81	22
42 mm Diameter				
ESBE-42-81-T	ESBE	42	81	22